


## Color Options



White

Snow White  
(Matte Finish)

Biscuit

Light  
Almond



Ivory

Black

Midnight  
Black  
(Matte Finish)

Brown



Aluminum

Satin  
Nickel  
(Metal)

Stainless  
Steel  
(Metal)

Venetian  
Bronze  
(Metal)

[www.control4.com](http://www.control4.com)

Control4

# PERSONALIZE YOUR KEYPAD

And Control More Than Just Your Lights

Copyright ©2015, Control4 Corporation. All rights reserved. Control4, the Control4 logo, the 4-ball logo, 4Store, 4Sight, Control My Home, Everyday Easy, and Mockupancy are registered trademarks or trademarks of Control4 Corporation in the United States and/or other countries. All other names and brands may be claimed as the property of their respective owners. All specifications subject to change without notice. #101637-A



## Customize your Control4® Configurable Keypad

Keypads can be programmed to perform a wide variety of functions including lighting, audio, video, security, shades, and controlling climate. Use the blank sheets to determine the ideal button configuration, color combination, programming, and engraving for your home.

### The Process is Simple

1. Place blank keypad sheets on the walls of the rooms where you plan on adding home automation and write the name of the room and wall on the sheet.
2. Decide what you'd like each button to do and name it accordingly—for instance, "Room Off" to shut everything in the room down.
3. Choose your combination of faceplate and button color.\*
4. When you are ready, contact your dealer and provide the completed keypad sheets so they can process your order.

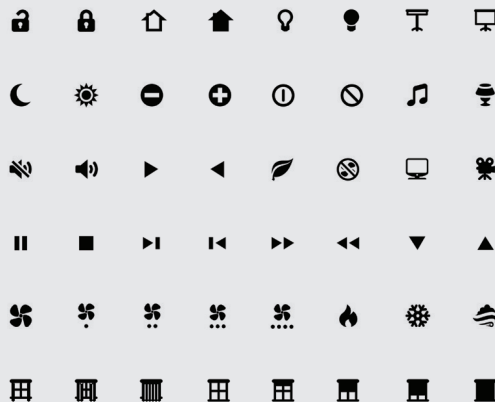
*\*To see combinations of faceplate and button colors, please visit our Keypad Configurator at: [ctrl4.co/keypads](http://ctrl4.co/keypads)*



### LED Backlighting and Engraving

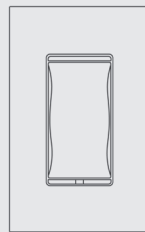
Your buttons can be backlit with a wide choice of colors. Discuss with your dealer the best color for your engraved button's illumination. The choices are endless but some colors are easier to read than others.

You can also use icons to enhance your custom buttons. There is a maximum of 8-12 characters for each button and an icon can help communicate functions with fewer characters.

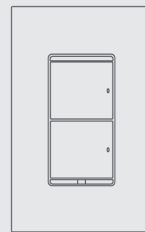


### Button Configurations

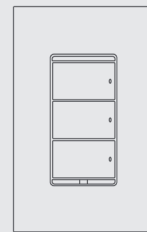
Each keypad can include 1-6 buttons in various configurations. The bottom button can also include up and down volume arrows. Four different button sizes allow for a total of 37 possible configurations.



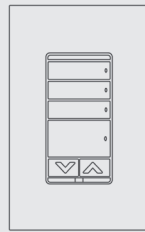
Rocker  
(One Button)



Two Button



Three Button



Four Button  
(With Volume)



Five Button  
(With Volume)



Six Button

Kitchen

South

Room

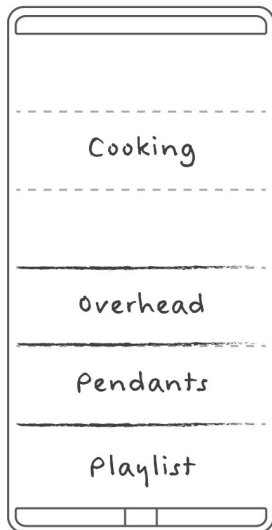
Wall

Stainless Steel

Midnight Black

Faceplate Color

Button Color



Control4

Room \_\_\_\_\_

Wall \_\_\_\_\_

Faceplate Color \_\_\_\_\_

Button Color \_\_\_\_\_



Control4®